

A NEW POINT OF VIEW CAN  
CHANGE YOUR PERSPECTIVE.

## OPTIONS

Customize your Simonton Garden Door with a variety of colors, grid styles and grid patterns.

Various swing options allow you to configure the Garden Door to fit into your home beautifully.

### COLORS



White

Tan

### GRID OPTIONS




Flat

Sculptured


Sculptured and flat grids are available in white or tan. Choose sculptured brass grids for a distinctive look. The diamond grid pattern is only available in flat white or tan.

### GRID PATTERNS



Colonial

Diamond




Prairie

Perimeter

Check with your Simonton representative for availability.

### SWING OPTIONS




Center Hinge,  
Swing Left, Out

Center Hinge,  
Swing Right, Out

Center Hinge,  
Swing Left, In

Center Hinge,  
Swing Right, In



French Hinge,  
Left Active  
Handle, Out

French Hinge,  
Right Active  
Handle, Out

French Hinge,  
Left Active  
Handle, In

French Hinge,  
Right Active  
Handle, In

Sizes 5068 and 6068



Simonton offers regionally specific glass packages to meet ENERGY STAR® criteria for each climate zone – Northern, North-Central, South-Central and Southern.



#### Corporate Headquarters

3948 Townsfair Way, Suite 200 • Columbus, OH 43219  
www.simonton.com • 1-800-SIMONTON (1-800-746-6686)

The information is current at the time of printing. Changes to product(s) may have been made since publication. Please consult your sales representative prior to purchasing. Due to limitations in the printing process actual colors may vary from printed materials. Please see a sample of the product before making your final color selection. Simonton Windows®, We make lasting impressions®, ProSolar® and the stylized "S" are registered trademarks of Simonton Building Products, Inc. Schlegel® and Q-Lon® are registered trademarks of Schlegel Systems, Inc. ©2011 Simonton Building Products, Inc. Printed in U.S.A.

## GARDEN DOOR



Open up a room and add a touch of elegance with the classic design of the Simonton Garden Door.

The timeless charm and open ambiance add a unique feel to any interior. Centered around a structurally sound design, the beauty of this door will last for years to come.

Enhanced features like the continuous fixed geared hinge, integral screen track and keyed lock make the Simonton Garden Door a model of energy efficiency, strength and safety.

While a variety of grid options allows you to create a look to match any interior design.





# Garden Door

**ITS BEAUTY IS ONLY SURPASSED BY ITS STRENGTH.**

Versatility is the cornerstone of the Simonton Garden Door. While it provides a beautiful accent for your home, its focus is to supply a product that you will be satisfied with in every way. Multiple hinge and swing options offer the flexibility to add the door in a variety of places. The welded construction and advanced thermal dynamics shield your home from air and water infiltration, and the multi-point locking hardware system provides complete peace of mind.


## FEATURES AND BENEFITS

- Fusion-welded frame and sash provide a solid one piece unit with structural integrity.
- The sash features 45-degree fusion-welded corners that virtually eliminate air and water infiltration.
- Schlegel Q-Lon™ high-performance weatherstripping borders every panel to create a complete weather barrier.
- Internal weeping system with sloped sill design forces water away from the door.
- Drip mold drains water away from the threshold.
- Sill weatherstrip is ultra-resistant to wear and tearing.
- Tape glazed, 7/8" tempered glass unit enhances energy efficiency and sound proof design.
- Wear-resistant, extruded aluminum sill track features a sloped design and an integral rolling track for optional screen installation.
- PVC glazing bead makes glass replacement easier.
- Doors hinged on the outside are reinforced with galvanized steel for increased strength and durability.
- Aluminum, continuous fixed geared hinge eliminates panel sag and provides a weathertight seal.
- In-swing or out-swing option.




- Attractive solid brass lock handles with center bolt and keyed lock increase safety.
- Additional safety with flush bolts at head and sill on French-hinge door.
- Curved exterior has an attractive appeal.
- Lifetime Limited Warranty.

## MULTI-POINT LOCKING SYSTEM




Multi-point locking hardware system provides optimal safety with a center deadbolt and keyed lock.



Solid brass handle creates an upscale look.

## OPTIONAL ACCESSORIES

- ProSolar® soft coat Low E glass with an Argon gas fill for maximum thermal efficiency.
- Extruded aluminum screen frame with adjustable rollers for incredibly smooth operation.
- Additional faux handle is available for stationary French-hinged door.
- Extruded vinyl brickmould and vinyl jamb extension help complete the look.



## CONTINUOUS FIXED GEARED HINGE

Designed to provide maximum joint strength, the continuous fixed geared hinge eliminates panel sag and has been certified to be fully functional after 1.5 million opening and closing cycles.\*

- Anodized aluminum construction optimizes weather resistance and life of the door.
- Provides additional reinforcement to the frame and hinge stile.
- Fully seals the door against water and air infiltration.
- Supplies extra smooth operation.
- Increases security with no removable pins.
- Lifetime Warranty.

\*Applicable with a maximum sash weight of 150 pounds.



Continuous fixed geared hinge eliminates panel sag and increases weatherability.